



PARENTVUE

ParentVUE.olatheschools.com

Who is my child's teacher?

Does my student have an assignment due soon?

Need a copy of the latest grade card?

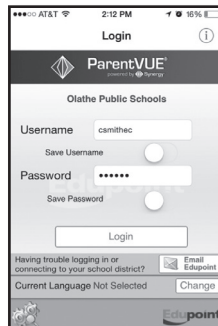
ParentVUE is a secured website which offers parents real-time access to this information and much more. Assignments, grades, attendance, credits earned, school and teacher contact and calendar information, course schedules, and health immunization records are additional types of school and student information available online.

To gain access to ParentVUE, contact your child's school to obtain an activation letter with the needed information for initiating your account. Each custodial parent with educational rights for the child *may choose* to register separately and will subsequently have access for all students of that parent.



ParentVUE is also accessible as a free APP at the iTunes and Google Play stores for iOS and Android devices.

Use the **secured URL** to access:
<https://parentvue.olatheschools.com>



PARENTVUE



ParentVUE.olatheschools.com

First Time User:

Using the information provided by your child's school, choose "I am a parent." Choose "Activate my account."



Step 1: Read and accept the privacy statement.

Step 2: Please enter your first name, last name and the 7 character authentication key (provided to you by the district), to activate your ParentVUE account:

First Name	<input type="text" value="John"/>
Last Name	<input type="text" value="Public"/>
Activation Key	<input type="text" value="VPSZ7LV"/>


Step 3: To complete your account activation you will need to create your username and password. Remember that passwords are case sensitive. Your password can consist of numbers an letters and must be a minimum of 6 characters in length.

User Name	<input type="text" value="JohnQPublic"/>
Password	<input type="password" value="*****"/>
Confirm Password	<input type="password" value="*****"/>
Primary E-Mail	<input type="text" value="JohnQPublic@yahoo.com"/>

NOTE: Annually, the district is required to present parents notices or agreements that will ask for consent or acknowledgement of review. Once action is taken, these screens will not appear again for the current school year.

Returning User:

Select "I am a Parent", and login using the username and password you previously created.



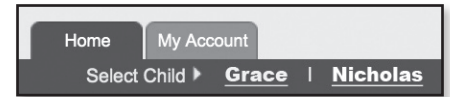
Login	
User Name:	<input type="text" value="JohnQPublic"/>
Password:	<input type="password" value="*****"/>
<input type="button" value="Login"/>	



What information does ParentVUE provide to me?

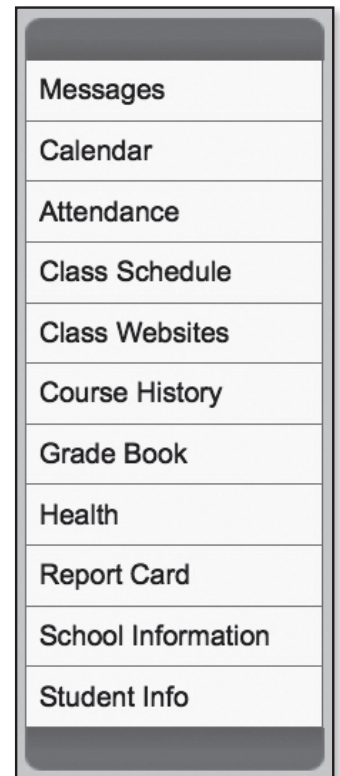
Access to all my students' information in one place.

- ✓ Choose the desired child from the **Home Tab** "Select Child" navigation area.




Access to the following areas of information for each student.

- ✓ **Messages** displays district, school and course announcements throughout the school year.
- ✓ **Calendar** shows school system events and assignments from the teachers' grade books. Click the assignment link to see more information about that assignment.
- ✓ **Attendance** shows the days on which your student was absent. This information is viewable in List View or Calendar View.
- ✓ **Class Schedule** provides the student's current course schedule. This may not be available until just before the start of school each year.
- ✓ **Class Websites** provides class information for any course in which the teacher has chosen to use the ParentVUE website feature.
- ✓ **Course History** provides the student's credit information for each course completed.
- ✓ **Grade Book** gives you access to the grade book for each course. Click the link for each course title.
- ✓ **Health** provides a listing of all immunizations on file with the district for each student.
- ✓ **Report Card** displays all final end-of-term grade reports for each student.
- ✓ **School Information** provides contact information for the school principal and teacher(s). You may click on the email icon for easy access to *email staff members*.
- ✓ **Student Info** displays demographic information about your student.
- ✓ **My Account Tab** displays your personal information. Notify the school directly of any needed updates. You may also change your password in this location; and, you may sign up for various email notifications regarding your child's attendance and other notification types.



Important Information:

- Contact your child's school with any questions regarding information on the ParentVUE site.
- All major web browsers are compatible with ParentVUE.
- The Olathe Public Schools website provides a direct link to ParentVUE.



ParentVUE.olatheschools.com